

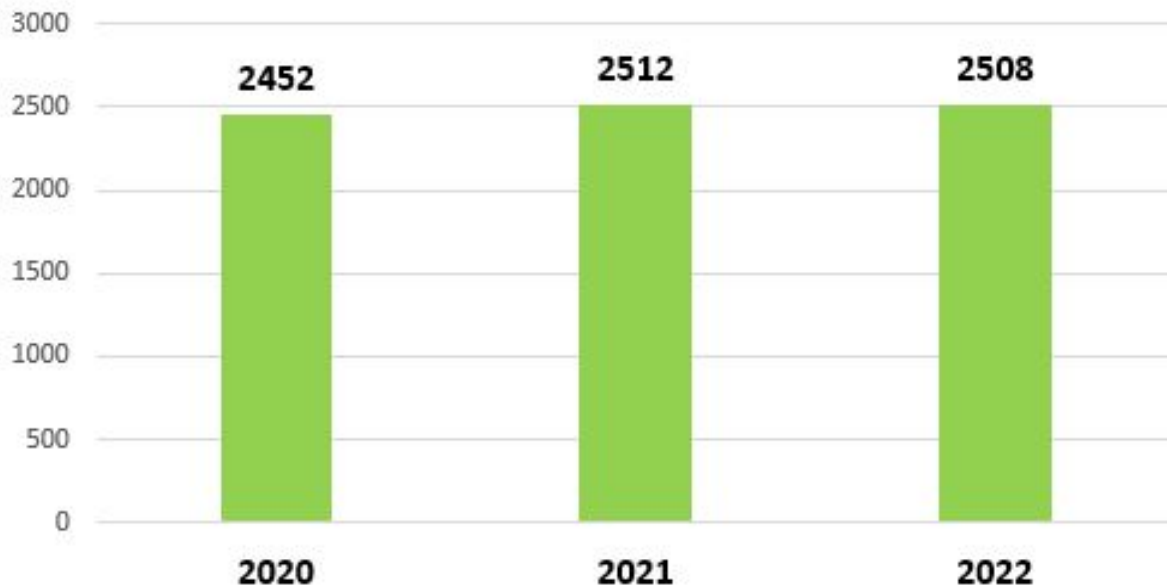


Asheville Police Department



CAN Meeting 7-27-2022

Year-to-Date Property Crime: January - June





Asheville Police Department



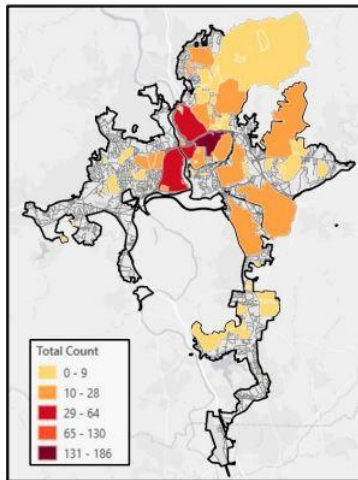
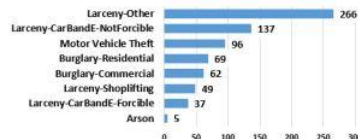
CAN Meeting 7-27-2022

2022 Property Crime by Neighborhood

as of June 2, 2022

- Over the past three years, more than a third of Asheville's property crime is committed within one of the 54 identified residential neighborhoods
- While neighborhood property crime is currently down 2% year-to-date compared to 2021, the residential areas still account for 36% of all property crime this year
- The highest areas for property crime are **Downtown (25%)**, **East West Asheville (8%)**, **Montford (5%)**, and **WECAN (4%)**

Property Crime by Offense



Neighborhood	Property Crime
Albemarle Park	1
Aston Park Tower	10
Bartlett Arms Apts	6
Beaverdam Valley	3
Beverly Hills	4
Biltmore Park	7
Brucemont/Louisiana	14
Bull Mountain	1
Burton Street	29
Charlotte Street	2
Chestnut Hills	13
Cimarron	1
Cloister Condominiums	1
Crowfields Condominiums	1
Deaverview	3
Devonshire	1
Downtown	186
East End/Valley Street	13
East West Asheville	60
Erskine-Walton	3
Falconhurst	22
Five Points	25
Givens Estates	6
Grace	5
Grove Park/Sunset	10
Haw Creek	21
Heart of Chestnut Hills	1
Hillcrest	11
Jackson Park	7
Kenilworth	21
Kenilworth Forest	2
Klondyke	3
Lake View Park	11
Lakeshore Heights	1
Lee Walker Heights	11
Livingston Heights	2
Lucerne Park	4
Malvern Hills	9
Montford	35
North Downtown	4
Norwood Park	3
Oakhurst	1
Oakley	28
Pisgah View	12
Redwood Forest	3
Rhododendron Creek	1
Shiloh	28
South French Broad	17
South Oaks Townhomes	1
South Slope	21
Spears-Henrietta	3
WECAN	31
West Asheville Estates	4
Wilshire Park	4
Grand Total	721



Asheville Police Department

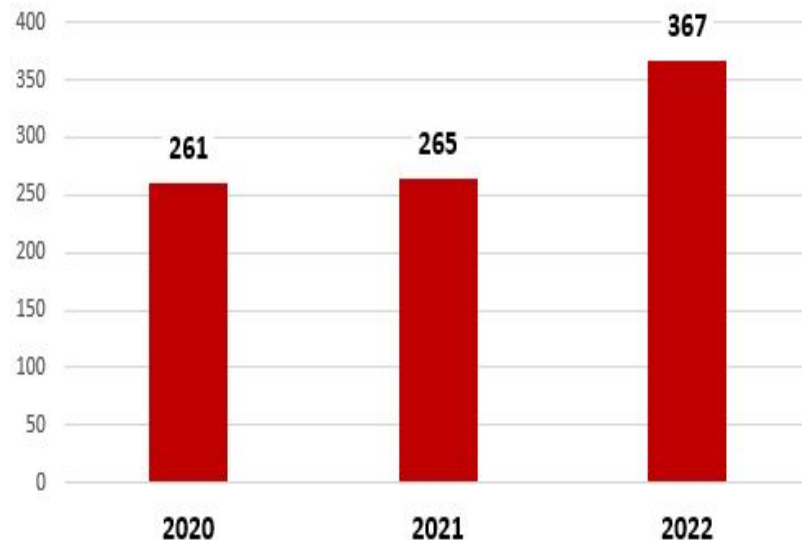


CAN Meeting 7-27-2022

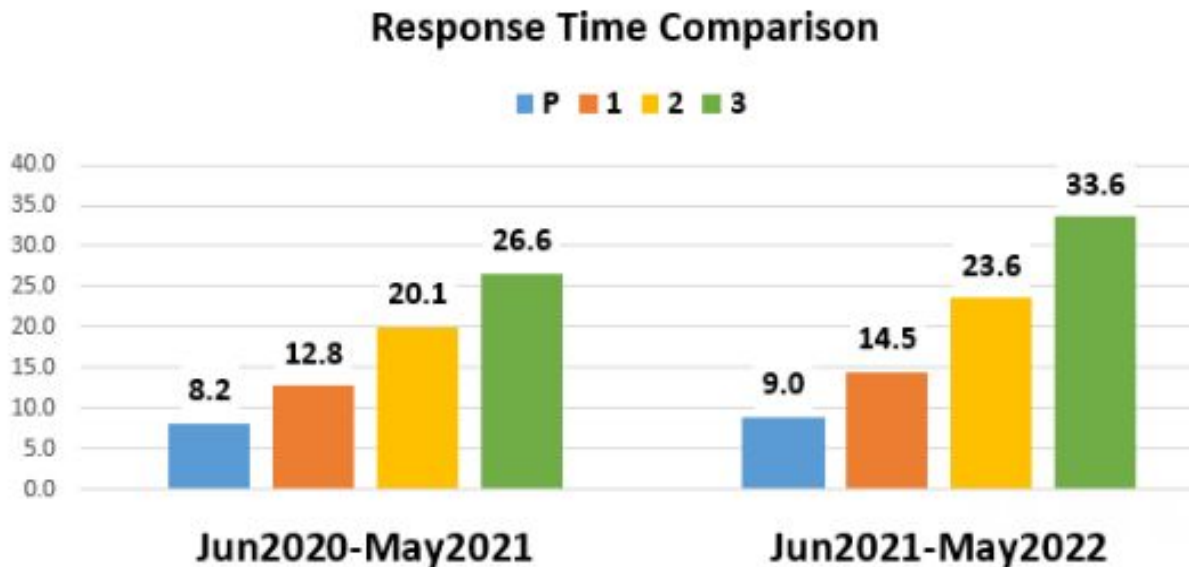
2022 Violent Crime is High

Crime Type	2020	2021	2022
Violent	262	265	368
Agg Assault	169	177	279
Homicide	7	6	8
Rape	20	26	17
Robbery-Armed	35	30	38
Robbery-CommonLaw	31	26	26
Property	2452	2512	2508
Arson	15	12	15
Burglary-Commercial	124	147	179
Burglary-Residential	158	150	132
Larceny-Other	835	920	755
Larceny-Shoplifting	647	532	712
MV B&E	457	466	494
Motor Vehicle Theft	216	285	221
Total	2713	2776	2875

Year-to-Date Violent Crime: January - June



Police Response Times Increasing





APD Attrition By The Numbers

- **Since June 1, 2020**
- **98 Officers have resigned, 1 resigned twice, 2 retired and 2 were terminated**
- **We lost 580 years of combined experience**
- **We have hired 49 and 3 came back**



APD Attrition By The Numbers 2022

- 16 officers have resigned this year.
- Sworn officers available to work - 155 out of an allotted 238
- When you factor various types of leave and injuries APD actually has 144 out of an allotted 238
- This is a 40% reduction in staffing



APD Hiring 2022

- **12 new officers have completed their basic training and were recently sworn-in**
- **They started field training this month**
- **9 new officers have completed their field training this spring and are now working patrol**
- **There are 12 new cadets in BLET**
- **There are only 4 people in the current hiring process at this time (Typically 15 in the process at this point)**



District Staffing

- In 2020 Charlie District was combined with David District due to staffing
- Downtown coverage went from 8 officers to 2
- Currently there are 3 districts (Baker, Adam and Charlie/David)
- Daily average is 5 or 6 officers per district
- When an unplanned protest occurs officers are pulled from each district further reducing staffing city wide



Burnout

- In addition to the 2 officers assigned to the downtown area extra duty officers work to help provide extra coverage downtown
- These assignments are being filled at approximately 50%
- Officers also are needed to work overtime to fill vacancies in the districts
- Additionally officers are required to work extra to help cover special events and protest



APD Recruiting Work

- **APD attends career fairs and runs testing on a regular basis**
- **EPIC recruiting firm was contracted and developed website materials and videos they are finalizing**
- **The end product is well produced and looks good.**



Asheville Police Department



CAN Meeting 7-27-2022

APD Recruiting Work

The screenshot shows the top portion of the Asheville Police Department's recruiting website. At the top left is the "Join Asheville POLICE DEPARTMENT" logo. To its right are four navigation links: "Calibrate Your Compass", "Chart A Course", "Choose Your Path", and "Apply Now" (which is highlighted with a yellow border). The main visual is a photograph of two police officers in uniform standing on a scenic overlook with a lake and mountains in the background. On the left side of the image, the text "Where Opportunity Meets Possibility" is displayed in a large, white, sans-serif font. At the bottom center of the image, there is a "Scroll" button with a yellow shield icon.



APD Recruiting Difficulties

- The material leads applicants to the applicant website which shows the salary - which is comparable to the region but NOT competitive
- Then add in housing costs - Greensboro Ex.
- Then add in lack of community support and these combined turns applicants away. NNO ex.